


SPARK MANUALS

LANDSCAPE : FANTASY ELEMENTS




HOW TO DRAW A MUSHROOM


DRAWING BY REISHA NG

STEPS: HOW TO DRAW A MUSHROOM


FIRST, MAKE THE GROUND. MAKE THE STEM OF THE MUSHROOM



THEN WE WILL MAKE THE TOP OF THE MUSHROOM.



THEN WE WILL ADD THE DETAILS, LIKE THE SPOTS, SHADING, GRASS. REMEMBER TO SHADE THE SPOTS AND THE GROUND AS WELL.



SIGN YOUR MASTERPIECE!

