


SPARK MANUALS

LANDSCAPE : FANTASY ELEMENTS




HOW TO DRAW A CASTLE

DRAWING BY REISHA NG

STEPS: HOW TO DRAW A CASTLE


DRAW A DOOR IN THE MIDDLE WITH A LINE CONNECTED TO IT. PUT A VERTICAL LINE CONNECTED TO THE HORIZONTAL LINE.



THEN DRAW THE PILLARS ON EACH SIDE OF THE DOOR. CONNECT THE TWO PILLARS WITH A CASTLE LINE. THEN PUT A HORIZONTAL CASTLE LINE ON THE VERTICAL LINE.



DRAW A RECTANGLE ON THE PILLARS AND PUT A CASTLE LINE ABOVE IT



THEN PUT THREE TOWERS ON TOP. DECORATE YOUR CASTLE WITH WINDOWS. SIGN YOUR MASTERPIECE!

