


SPARK MANUALS

LANDSCAPE : URBAN ELEMENTS




HOW TO DRAW A DRINK STAND


DRAWING BY CARSTEN DAGDAG

STEPS: HOW TO DRAW A DRINK STAND


FIRST, START WITH THE ROOF.
THEN, MOVE ON TO THE BASE OF
THE STAND.



ADD SOME SHADING AND DETAIL TO
THE ROOF.



ADD SOME GRASS AND FLOWERS.
THEN, ADD THE SIGN.



SIGN YOUR MASTERPIECE!

